

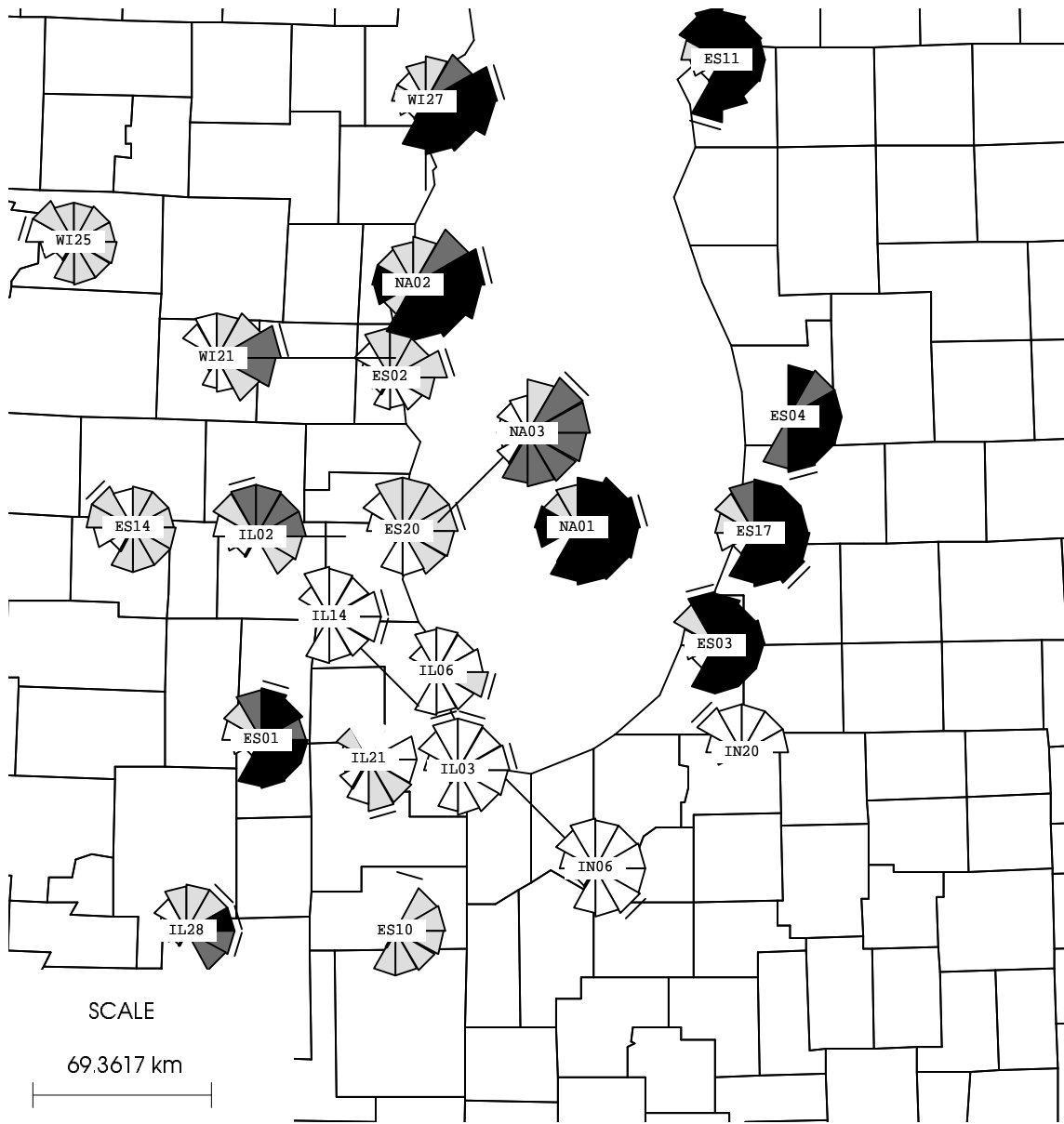
## APPENDIX D. MAP DISPLAYS FOR THE LAKE MICHIGAN AREA

In this appendix, map displays are provided for individual ozone-episode days occurring in the Lake Michigan area. The calculations were carried out using the  $\text{NO}_y$  version of the SP algorithm (see Section 2). The expected bias in the calculated extent of reaction caused by the bias of the " $\text{NO}_x$ " data is discussed in Section 5. The bias is negligible for extent less than 0.5. When the true extent approaches one, the displayed values overestimate the true extent by 0.1 to 0.2 units.

One or more typical ozone episodes are shown for each region. A common display format is used for all days. On each map, the extent of reaction is indicated for each daytime hour by the shading (see legends). Circle wedge sizes are proportional to the hourly ozone concentrations and the hour of the ozone peak is marked according to the positions on a conventional clock (see legends). In some cases, one or more overlapping sites have been displaced from their actual locations. A line has been drawn from the displaced to actual positions.

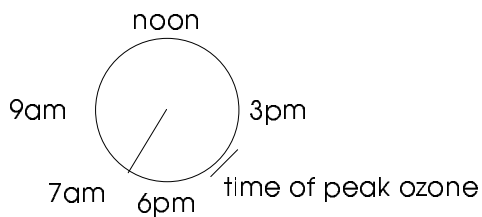
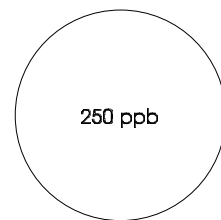
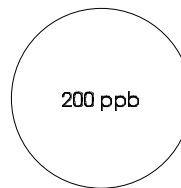
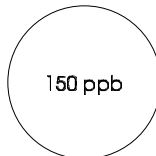
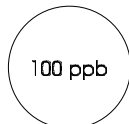
# LMOS

26 Jun 1991



EQUATION: Revised, NOy Version ( alpha= 0.667, beta= 19.000, O3(0)= 40.000, no NOy correction )

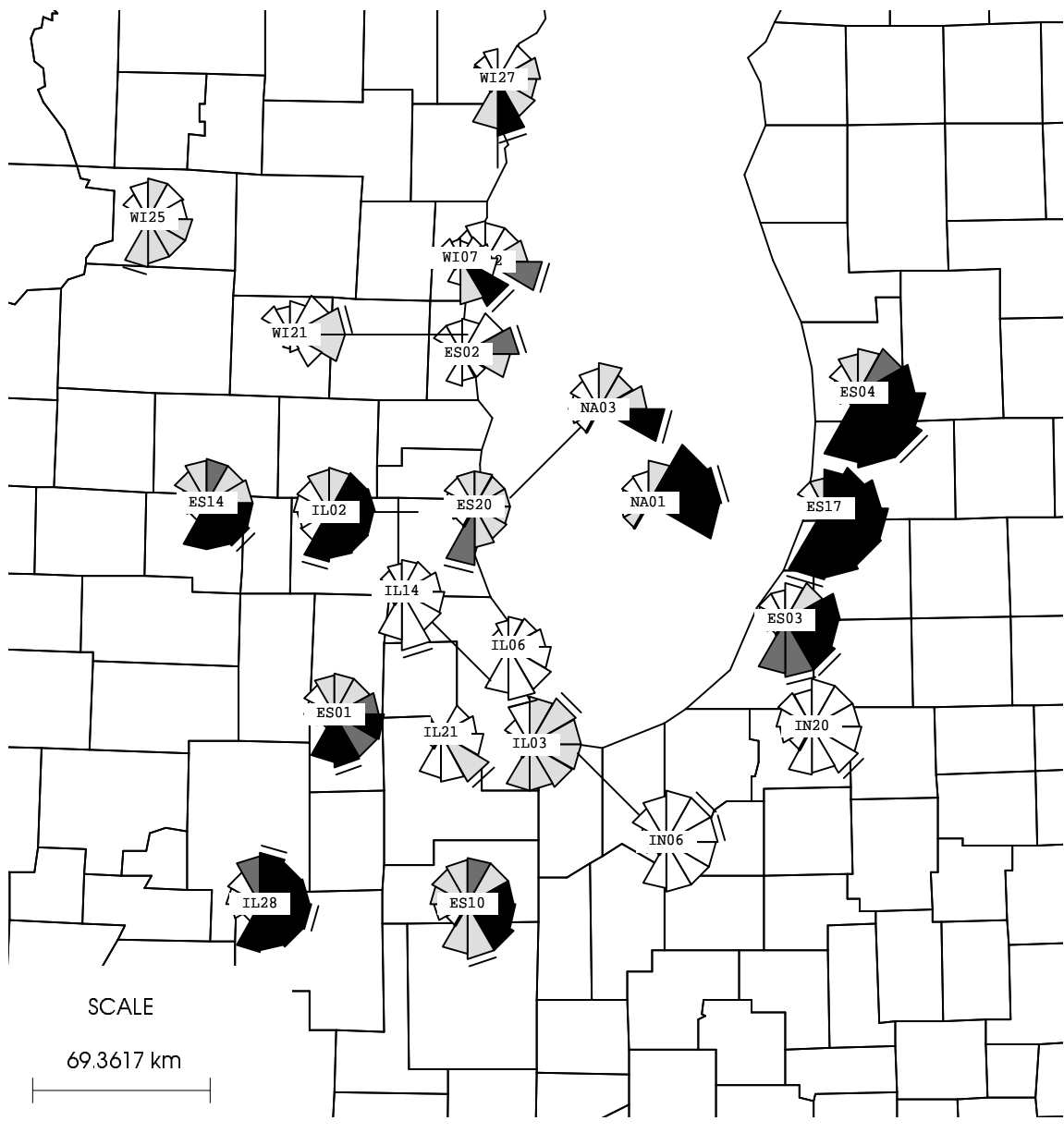
PEAK OZONE:



EXTENT	SHADING
Insufficient Data	Blank
.0 - .50	White
.51 - .80	Light Gray
.81 - .95	Medium Gray
.96 - 1.0	Black

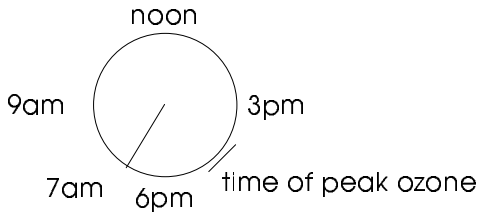
# LMOS

18 Jul 1991



EQUATION: Revised, NOy Version ( alpha= 0.667, beta= 19.000, O3(0)= 40.000, no NOy correction )

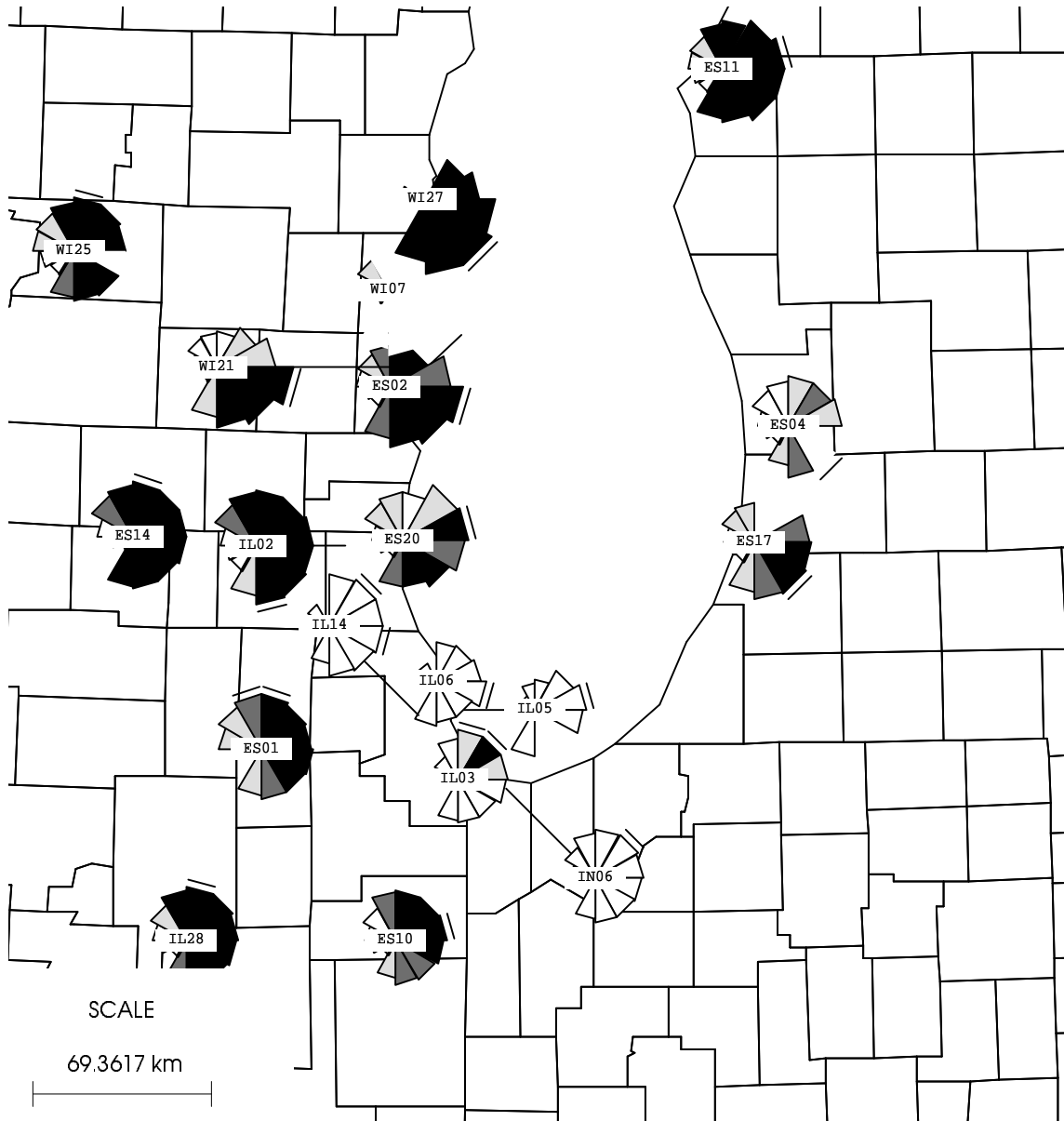
PEAK OZONE:



EXTENT	SHADING
Insufficient Data	Blank
.0 - .50	White
.51 - .80	Light Gray
.81 - .95	Medium Gray
.96 - 1.0	Black

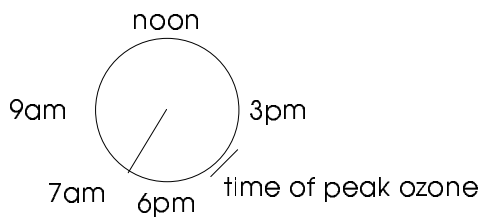
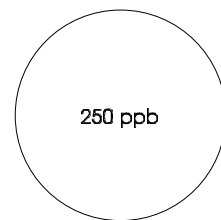
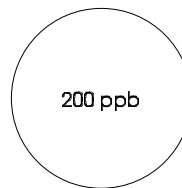
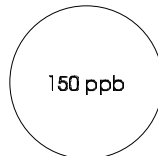
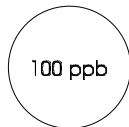
# LMOS

26 Aug 1991



EQUATION: Revised, NOy Version ( alpha= 0.667, beta= 19.000, O3(0)= 40.000, no NOy correction )

PEAK OZONE:



EXTENT	SHADING
Insufficient Data	Blank
.0 - .50	White
.51 - .80	Light Gray
.81 - .95	Medium Gray
.96 - 1.0	Black